



# FDA Panel Digital Pathology Oct 22/23



Dirk Soenksen, President

[www.digitalpathologyassociation.org](http://www.digitalpathologyassociation.org)

# Digital Pathology Association - Background

## Mission

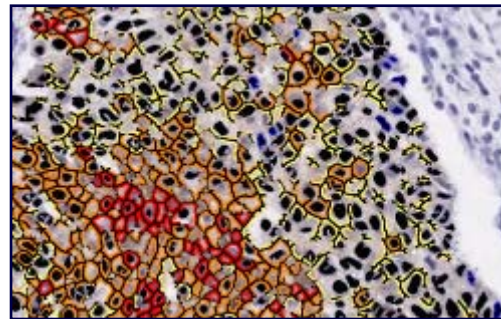
- Education and awareness of digital pathology → accelerate adoption

## Goals

- Support education initiatives, make it easy for new entrants to learn
- Define best practices, influence/set standards
- Organize an annual conference (Pathology Visions)

## Members

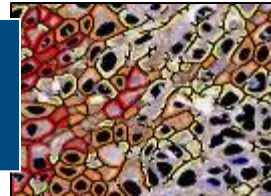
- Companies serving the digital pathology industry
- Leading pathologists from clinical, biopharma and research institutions
- Government and academic institutions (in the future)



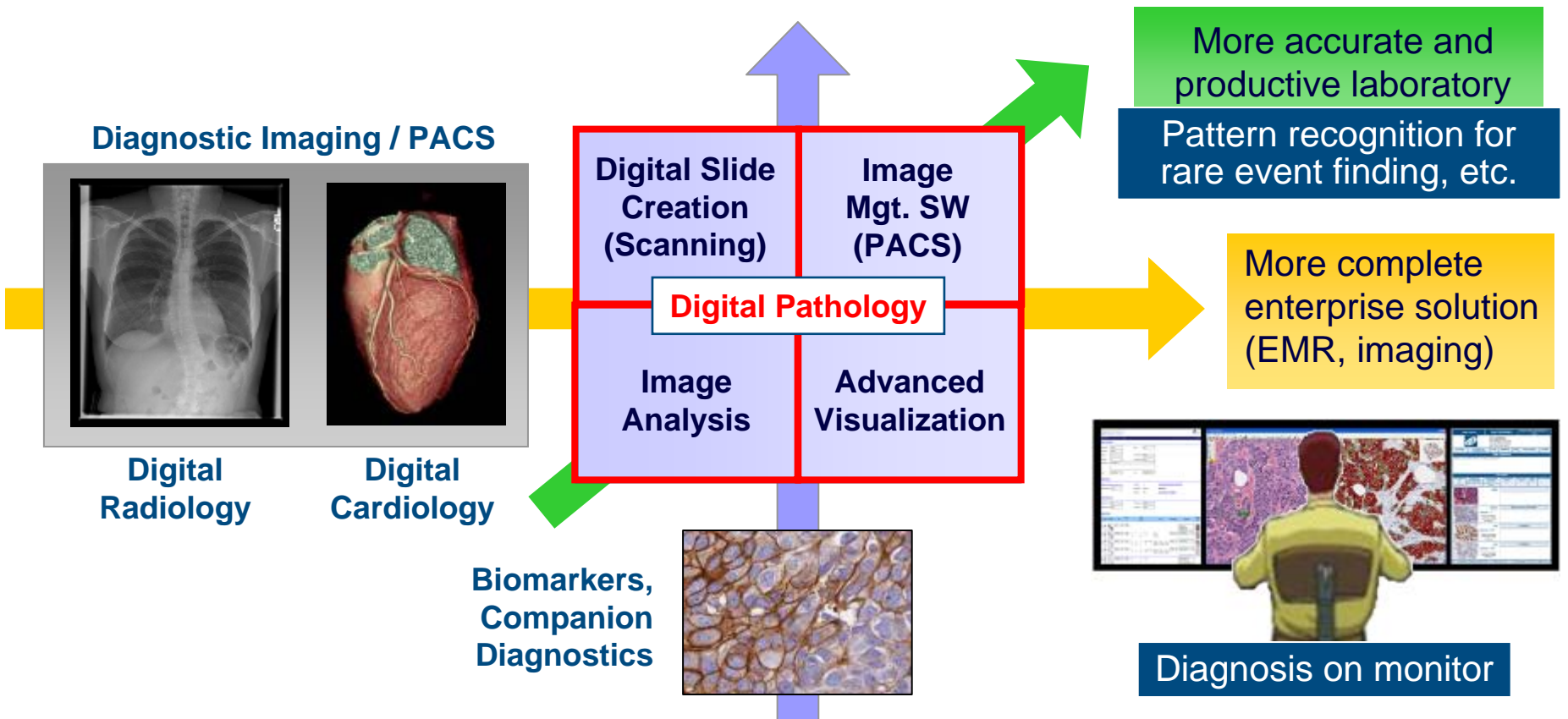
# DP is at center of major healthcare trends

## Digital Pathology improves quality and efficiency

- 510k's clearances for digital IHC (ER, PR, HER2, interpretation on monitor)
- Other image analysis tools (CAD)



Tissue diagnostics platform for personalized medicine



# DP is used broadly in healthcare & biopharma

More than 1,000 systems have been placed in the last 5 yrs

## Education

- Medical school students are trained using digital slides
- Medical school students select residency programs based on whether or not they have digital pathology
- Vast majority of AP CME courses use digital slides
- Exams given by American Board of Pathology use digital slides

The next generation of pathologists are being trained today using digital pathology

## Biopharma & Res.

- DP is used by all big pharmas and top CROs to streamline drug development processes in discovery, pre-clinical and clinical trials
- Major applications include image analysis, peer review and global management of histopathology data
- The NIEHS and the NCTR use digital pathology

DP is in the critical path for drug discovery. Dx on a monitor will enable use for GLP studies.

## Clinical

- DP is used by many AMCs and some hospitals for telepathology (e.g., frozen sections), archival & retrieval, formal and informal consultations, Q/A, risk mgt, tumor board, etc.
- Reference labs have adopted DP for digital IHC (cleared applications) for improved TAT
- DP is in use for routine clinical practice outside the US (e.g., Canada, Sweden) for dx on a monitor

DP is the future of AP. Promotion for dx on a monitor will enable improved quality and better patient care.

# Pathology Visions

The premier conference on Digital Pathology hosted by DPA

Hosted By: DIGITAL PATHOLOGY ASSOCIATION DPA

## Pathology Visions Conference

Join us for the 2010 Premier Conference on Digital Pathology!

- About Pathology Visions
- Registration
- Schedule of Events
- Presenters
- Poster Sessions
- Workshops
- Sponsors
- 2009 Exhibitors
- Exhibitor Information
- Hotel
- News & Announcements
- CAP Foundation Travel Awards
- Past Meetings
- Contact Us

**2010 Conference Information**  
**COMING SOON!**

**FEATURED SPONSORS**  
American Society for Clinical Pathology

### ABOUT PATHOLOGY VISIONS

Pathology Visions brings together members of the healthcare and scientific community to discuss real-world, practical applications and learn about the latest advances in digital pathology.

Choose from presentations on major topics in the following focus areas: Clinical, Drug Development, Research, Education, and IT.

### TESTIMONIALS

"Thanks for a great meeting – I am excited to come back next year and see the new advances in digital pathology."

"I learned a lot about the practical applications of digital pathology."

"Well organized and great presentations!"  
— 2008 Attendees

### NEWS & ANNOUNCEMENTS

- **2009 Conference Proceedings Now Online**  
View the Pathology Visions presentations that you may have missed or would like to share with colleagues. [View Proceedings](#)
- **Pathology Visions 2010 Conference Information Coming Soon!**  
Want the latest updates and news about Pathology Visions 2010? Join our interest link to stay in the loop. [Join the Interest List](#)
- **Digital Pathology Association (DPA) to Host Pathology Visions 2010**  
Pathology Visions is pleased to announce the DPA as the new host of Pathology Visions. The mission of the DPA is to facilitate education and awareness of digital pathology applications in healthcare. [Learn more about the DPA](#)

**PATHOLOGY VISIONS**

Expected attendance ~ 500

Multiple tracks

- Clinical
- Drug discovery
- Research
- Education
- Informatics
- IT

Poster Sessions

Presentations by

- Clinicians
- Scientists
- Researchers
- Educators
- Leaders from Industry
- FDA? ←